



Molex's expanded line of DuraClik connectors provides space savings and superior performance features compared to competitive versions for high-vibration applications


Molex's DuraClik family of connectors was designed for on-board instrumentation applications such as steering wheels and shift levers that are subject to high vibration. Automotive customers required a connector system that provided more robust features than most standard 2.00mm pitch systems. DuraClik is meeting these needs.

New Vertical Header Option

DuraClik was originally introduced in a right-angle configuration to meet market requirements at that time. A new vertical version has been added to provide more flexibility to meet various space constraint and harness installation needs.

The new vertical version also includes the same style of wide solder tabs as the right-angle version, for footprint compatibility. This wide solder tab is what enables DuraClik to provide resistance to an upward pull force of 100N (10kgf), for secure PCB retention in high-vibration applications.

**DuraClik™
2.00mm Pitch
Wire-to-Board
Connectors,
SMT, Single Row,
Positive Lock**



Features and Benefits

Positive inner-lock design	Secure mating, space savings and prevents latch breakage from wire tangling
Audible "click" when mated	Added mating assurance
Wide solder tabs	Secure PCB retention to meet high-vibration requirements
Enclosed contact design	Provides contact protection against dust and damage
Operating temperature up to 105°C	Meets automotive passenger compartment requirements
Open area for pick-and-place	Supports automated board placement without the need for kapton tape

Markets and Applications

› Automotive Applications

- Steering wheel
- Wiper/blinker lever
- Shift lever
- Front/back headlights
- Invertor
- Air conditioner

› Other Markets

- Electric bicycle
- Truck
- Crane
- Industrial/Factory automation equipment



Non-Automotive Transportation



Shift Lever



Industrial/Factory Automation equipment

Front/Back lights



Steering Wheel



Specifications

REFERENCE INFORMATION

Packaging: Headers-Embossed tape; Housing-Bag; Terminals-Reel or Bag
Designed in: mm
RoHS Compliant: Yes
Halogen Status: Low -Halogen

ELECTRICAL

Voltage: 125V max.
Current: 3.0A max
Contact Resistance: 10 milliohms max.
Dielectric Withstanding Voltage: 500V AC
Insulation Resistance: 1,000 Megohms min.

MECHANICAL

Fitting Nail Peeling Strength: 100N (10.2kgf)
Durability: 30 Cycles

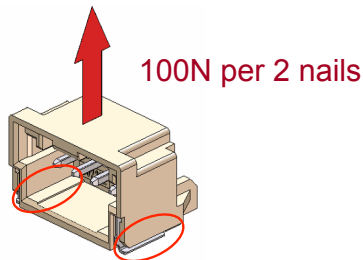
PHYSICAL

Housing: PBT
Contact: Phosphor Bronze
Plating:
Terminal Contact Area: Tin
Header Contact Area - Tin or Gold
Solder Tail Area - Tin or Gold
Underplating - Nickel
Operating Temperature: -40°C to +105°C

DuraClik™
2.00mm Pitch
Wire-to-Board
Connectors,
SMT, Single Row,
Positive Lock

Additional Featured Products

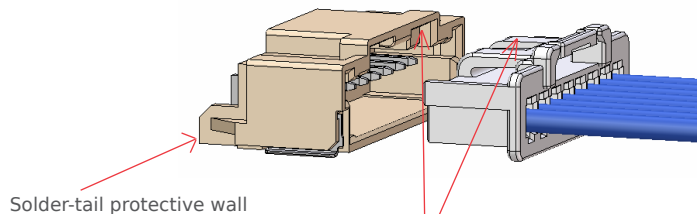
Secure PCB Retention For Anti-Vibration Resistance



Shock-proof SMT design

Wide solder tabs (nails) provide secure PCB retention that can withstand upward pull force of 100N (10kgf) to meet automotive anti-vibration requirements.

Inner Positive Lock



Compared to outer positive-lock styles, the inner positive lock on the DuraClik system provides space savings and prevents latch breakage that can occur from harness wire tangling during assembly.

Ordering Information

Headers - Right Angle

Order No. (Tin Plating)	Order No. (Gold plating)	Circuit Size
502352-0200	502352-0210	2
502352-300	--	3
502352-0400	502352-0410	4
502352-0500	--	5
502352-0600	502352-0610	6
502352-0700	--	7
502352-0800	502352-0810	8

Headers - Vertical

Order No. (Tin Plating)	Circuit Size
560020-0200	2
560020-0300	3
560020-0400	4
560020-0500	5
560020-0600	6
560020-0700	7
560020-0800	8

Housing

Order No.	Circuit Size
502351-0200	2
502351-0300	3
502351-0400	4
502351-0500	5
502351-0600	6
502351-0700	7
502351-0800	8

Terminals

Order No.	Wire Range	Packaging
50212-8000	AWG 24-30	REEL
50212-8100	AWG 24-30	BAG
50372-8000	AWG 22-26	REEL
50372-8100	AWG 22-26	BAG